
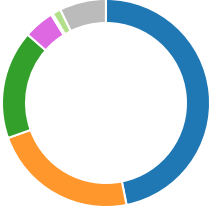
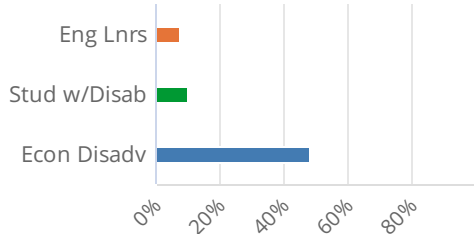


<p><i>School Level:</i> Middle School</p> <p><i>Grade Levels:</i> OK-12</p> <p><i>District:</i> State Public Charter School Authority</p> <p><i>School Address:</i> 4650 Losee Road North Las Vegas, NV 89081</p>	 <p>35.5 Total Index Score</p>	<p>School Type: <i>Charter SPCSA</i></p> <p>School Designation: <i>TSI/ATSI</i></p> <p>95% Assessment Participation: <i>Met</i></p>
---	--	---

 <p>Student Race/Ethnicity</p> <ul style="list-style-type: none"> 22.6% White 16.8% BI/Afr Am 46.6% Hisp/Latino 4.7% Asian 0.3% Am Ind/AK Nat 1.3% Pac Isl 7.2% Two or More 	<p>School Performance History</p> <table border="1"> <thead> <tr> <th>School Year</th> <th>Index Score/Star Rating</th> </tr> </thead> <tbody> <tr> <td>2017-2018</td> <td>53.5 ★★★★★</td> </tr> <tr> <td>2016-2017</td> <td>N/A N/A</td> </tr> </tbody> </table>	School Year	Index Score/Star Rating	2017-2018	53.5 ★★★★★	2016-2017	N/A N/A	<p>Alternative Student Groups</p>  <p>Eng Lnrs</p> <p>Stud w/Disab</p> <p>Econ Disadv</p>
School Year	Index Score/Star Rating							
2017-2018	53.5 ★★★★★							
2016-2017	N/A N/A							

What does my school rating mean?

Two-Star school: Identifies a school that has **partially met** the state's standard for performance. Students and subgroups often meet expectations for academic performance or growth but may have multiple areas that require improvement. Areas requiring significant improvement are uncommon. The school must submit an improvement plan that identifies supports tailored to subgroups and indicators that are below standard.

How are school star ratings determined?


Schools receive points based on student performance across various Indicators and Measures. These points are totaled and divided by the points possible to produce an index score from 1-100. This index score is associated with a one- to five-star school rating.

How are star ratings determined based on total index score?


- Below 29 ★
- At or above 29 but less than 50 ★★
- At or above 50 and less than 70 ★★★
- At or above 70 and less than 80 ★★★★★
- At or above 80 ★★★★★★

TSI/ATSI designation: This school has consistently underperforming subgroups as well as very low performing subgroups. TSI/ATSI schools cannot receive more than a three-star rating in the year they are first designated. See the TSI/ATSI designation report for more information.

2018-2019 School Performance

 **10/25** **Academic Achievement Indicator**

Measure	School Rate	District Rate
Pooled Proficiency	33.6	50.2
Math Proficiency	23.1	42.6
ELA Proficiency	43.7	59.6
Science Proficiency	34.5	44.7


 **8.5/30** **Student Growth Indicator**

Measure	School Median	District Median
Math MGP	36	58
ELA MGP	40	56

	School Rate	District Rate
Met Math AGP Target	20.6	44.3
Met ELA AGP Target	44.7	61.3

 **1/10** **English Language Proficiency Indicator**

Measure	School Rate	District Rate
Met EL AGP Target	8.5	38.3

 **3/20** **Closing Opportunity Gaps Indicator**

Measure	School Rate	District Rate
Prior Non-Proficient Met	7.9	21.8
Math AGP Target		
Prior Non-Proficient Met	16.8	32.7
ELA AGP Target		

Climate Survey Participation is not a point-earning measure.